









Make Time for Fun Activities

Learning how to homeschool isn't all about reading, writing, and arithmetic. It's also about fun activities like art, physical education, and music. Basically, when homeschooling your kids, these subjects are giving you permission to play with your kids.



Art for the Creatively Challenged

-  Art projects don't have to be fancy
-  Finger painting
-  Sculpting with play dough
-  Learning how to color inside the lines
-  Bob Ross videos on Netflix
-  www.leftbraincraftbrain.com
-  www.pinterest.com
-  www.babbledabbledo.com

Virtual Field Trips

The most exciting thing about homeschooling your kids is that with technology today, we can travel to other continents without leaving our living rooms. Check out these websites below for a list of museums and national parks that provide virtual tours for you and your kids.

-  [Smithsonian Natural History Museum](#)
-  [Yellowstone National Park](#)
-  [Georgia Aquarium](#)
-  [Discovery Education](#)
-  [San Diego Zoo](#)

Free Online Resources

The internet is filled with FREE resources to help you teach your children as well as give them extra practice if they need it. Listed below are some of the best websites to help you and your family.

Khanacademy.org — recommended for ages 4-18. Khan Academy is your one-stop-shop for all questions related to math, science, computer science, and humanities. Khan Academy also has its own YouTube channel with videos that will help explain more difficult subjects, like calculus.

Scholasticlearnathe.com — Scholastic's Learn At Home website will provide children with up to 20 days of free resources that include videos, stories, and educational games. Scholastic Learn at Home is geared for children ages Pre-K to 9th grade.

Teacherspayteachers.com — a website designed by teachers for other teachers to help distribute low-cost learning materials all over the country. BUT, you don't have to be a teacher to access the printable worksheets for your children and while some do require a minimal payment, there are plenty of totally FREE downloads.

Education.com — this website is filled with a limited number of free monthly printable worksheets and games for children to help supplement their education. It's recommended for children ages Pre-K through 5th grade.

We  Our Teachers

We hope these Homeschooling Tips & Resources have been helpful, please share them with other parents that you know who may benefit from this information. Have questions? Contact me anytime!



JULIE WYLES

Broker, REALTOR®, ASP, MCNE, GREEN, RSPS, SRES

509.969.0007

jwyles@bhhscentral.com | www.juliewyles.com



For many parents, just trying to answer this question is mind-boggling. For others, it's second nature. Fortunately, when it comes to educating your child, there have always been choices: public school, private school, or home school. Unfortunately, the COVID-19 pandemic has just forced every parent into homeschooling in some manner. Whether it's distance learning, eLearning, or homeschooling, ready or not, that time has come.

The good news is, this extra time with your children is actually a blessing. Also, many schools have implemented on-line learning for students — sending children their classwork via apps, email, and websites, taking the burden of finding a curriculum off of the responsibility of the parents. The bad news is, parents still have to figure out a way to teach their children. This brochure will provide tips and resources to help take the stress out of at-home learning.



BERKSHIRE HATHAWAY
HomeServices

Central Washington Real Estate

HOME School TIPS

Distance Learning • eLearning • Homeschooling

Create Your Own Schedule

One of the best parts about homeschooling is that you don't have to be confined to a specific routine. Be flexible and you'll soon figure out a schedule that works best for your family. Feel free to plan around your mealtimes, work schedule or even your kid's favorite TV program.

Make Time for Creativity & Exercise

Social distancing can take a toll on both our bodies and our minds. So set aside a little time each day to do something creative, exercise and get outdoors.



Lean on the Experts

Let's be honest -- we're all a little rusty on our math skills. If you're struggling with how to homeschool on a certain topic, know that there are an abundance of free online resources that can help. See other side of brochure for a list.



Designate a Study Space

If possible, try to find a place in your home that you can dedicate specifically for studying. Separating your living spaces from your learning space is an easy way to get your kids to change gears when it's time to focus.



Stay Connected with Teachers

In most cases, your kid's teachers are just an email away. Don't be afraid to reach out when your child needs a little extra help, encouragement or clarification on an assignment.



Give Yourself a Break

You've got a lot on your plate right now. Despite how you may feel, chances are you're doing a much better job than you realize. Don't forget to schedule a little time each day for yourself -- even if that means waiting until the kids have gone to bed or allowing them to have a little extra TV time.

Be Patient

While you're used to powering through multiple tasks in a day, it's important to consider that the rate at which your child learns may be different from yours or from other children. When assisting with schoolwork, try to let your child guide the pace for learning.

Set Limitations on Electronics

With e-learning in place, kids of all ages are spending more time on their devices. And even though it's for a good cause, when you stack that with their regular usage it can add up to an awful lot of screen time. Take a look at your kid's daily activity, and make sure to set a reasonable limit.



Save Time for Lunch

Mealtime can be something that gets easily overlooked or rushed, but doing so could potentially make things harder for you in the long run. Set aside at least 30 minutes for lunch, and be sure to serve healthy, filling foods to help curb hunger and avoid the need for more afternoon snack breaks.



Add Life Skills Learning

As you spend more time at home, don't forget the value of teaching some basic life skills. Now can be a great opportunity for older kids and teens to help with everyday tasks such as cleaning, doing the laundry or cooking. Younger kids can help with tidying up or you can use this time to practice personal care skills like fastening buttons and tying shoes. These types of learning can be just as valuable as skills taught in the classroom.

Consider Offering Rewards

Most of us don't hand out incentives when our kids complete their ordinary school assignments -- but these aren't ordinary days. Consider offering small rewards to encourage participation and completion of assignments, suggests K12. Incentives such as an at-home movie night, one-on-one parent/child time or family game night are great options.



Set Reasonable Goals

This is one of the most important tips for homeschooling. If your child is struggling to stay motivated or getting frustrated with their schoolwork, take a minute to evaluate the expectations that have been set for them. Remember that each child learns differently, and that the current circumstances may be adding a layer of fear, uneasiness or loneliness. Talk with your child and their teacher and determine a plan that works best for everyone.